

116 SOUTH 21ST STREET
21ST & WALNUT STREET

PHILADELPHIA, PA

±3,500 SF AVAILABLE

PHILADELPHIA MSA

JOIN



vernick
food & drink



Lost Bread Co. SHAKE SHACK

CHASE

IN-LINE SPACES AVAILABLE ALONG PEDESTRIAN COMMUTER THOROUGHFARE



MetroCommercial.com | PLYMOUTH MEETING, PA | MOUNT LAUREL, NJ | MIAMI, FL

get in touch.

MICHAEL GORMAN

office 215.893.0300





direct 215.282.0152

mgorman@metrocommercial.com

20,417 TOTAL HOUSEHOLDS WITHIN A 0.5 MILES



0.25 MILES
 0.5 MILES
 1 MILE

	0.25 MILES	0.5 MILES	1 MILE
 TOTAL POPULATION	12,643	31,880	92,932
 TOTAL HOUSEHOLDS	8,748	20,417	51,776
 MED HH INCOME	\$90,868	\$101,260	\$97,143
 % HH > \$100K	47%	51%	49%

The information and images contained herein are from sources deemed reliable. However, Metro Commercial Real Estate, Inc. makes no representation whatsoever as to their accuracy or authenticity. Images shown may be modified for illustrative purposes. Images may be out-of-date and not current. 09.14.22

116 SOUTH 21ST STREET
21ST & WALNUT STREET
 PHILADELPHIA, PA



www.metrocommercial.com

PROXIMITY TO BOTH RESIDENTIAL AND OFFICE POPULATIONS



116 SOUTH 21ST STREET
21ST & WALNUT STREET
 PHILADELPHIA, PA



www.metrocommercial.com

The information and images contained herein are from sources deemed reliable. However, Metro Commercial Real Estate, Inc. makes no representation whatsoever as to their accuracy or authenticity. Images shown may be modified for illustrative purposes. Images may be out-of-date and not current. 09.14.22

LOCATED IN DENSE RITTENHOUSE SQUARE NEIGHBORHOOD WITH HIGHLY AFFLUENT DEMOGRAPHIC



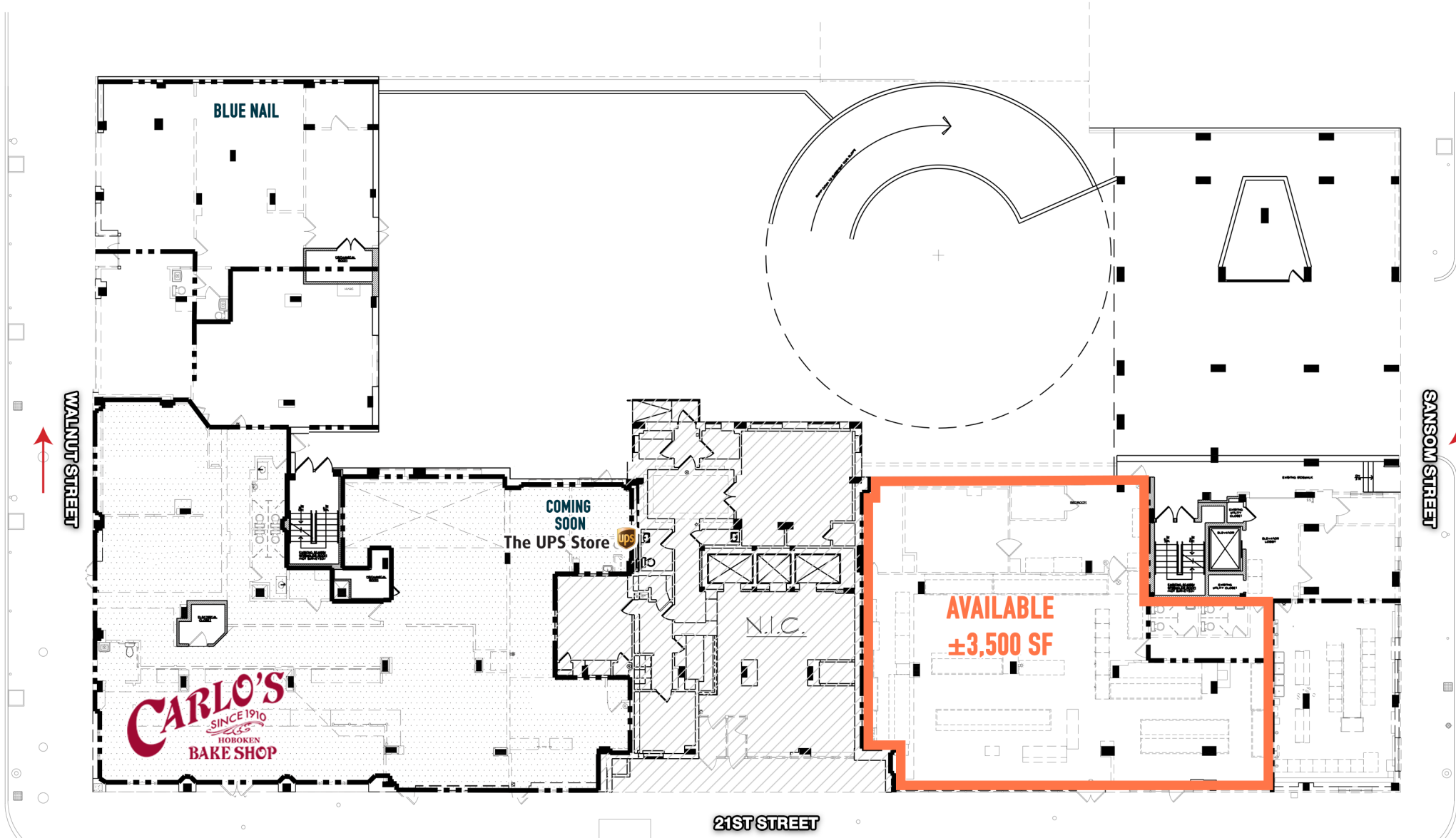
The information and images contained herein are from sources deemed reliable. However, Metro Commercial Real Estate, Inc. makes no representation whatsoever as to their accuracy or authenticity. Images shown may be modified for illustrative purposes. Images may be out-of-date and not current. 4.23.19

116 SOUTH 21ST STREET
21ST & WALNUT STREET
 PHILADELPHIA, PA



www.metrocommercial.com

MULTIPLE JUNIOR ANCHOR POSITIONS AVAILABLE!



The information and images contained herein are from sources deemed reliable. However, Metro Commercial Real Estate, Inc. makes no representation whatsoever as to their accuracy or authenticity. Images shown may be modified for illustrative purposes. Images may be out-of-date and not current. 09.14.22

116 SOUTH 21ST STREET
21ST & WALNUT STREET
PHILADELPHIA, PA



www.metrocommercial.com