

PLAZA AT CHERRY HILL CHERRY HILL, NJ

ROUTE 38 & CHERRY HILL MALL DRIVE

±2,000 – ±53,701 SF AVAILABLE FOR LEASE

PHILADELPHIA MSA

JOIN

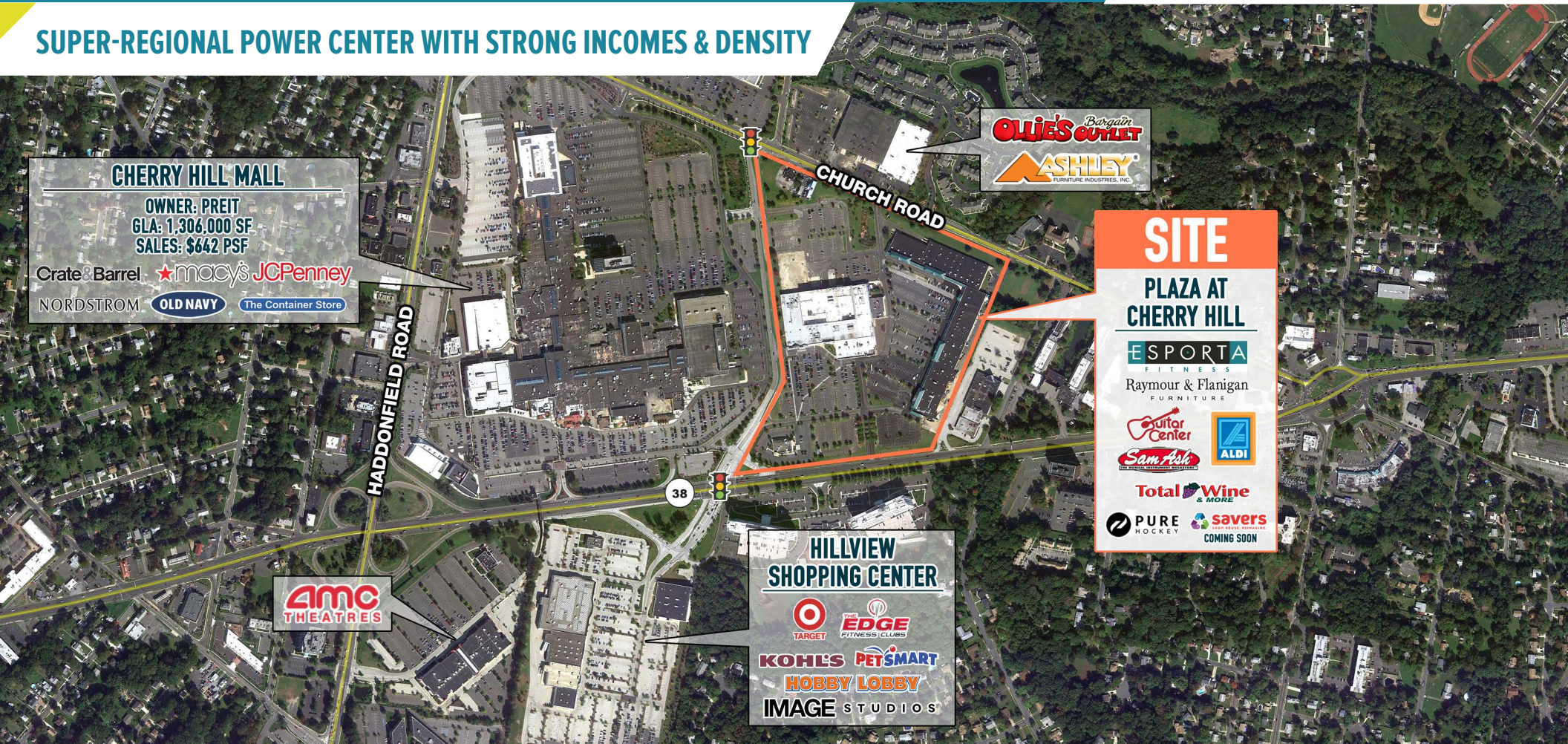
ESPORTA
FITNESS

Raymour & Flanigan
FURNITURE



savers
SHOP. REUSE. REIMAGINE.
COMING SOON!

SUPER-REGIONAL POWER CENTER WITH STRONG INCOMES & DENSITY



CHERRY HILL MALL
OWNER: PREIT
GLA: 1,306,000 SF
SALES: \$642 PSF
Crate & Barrel | macy's | JCPenney
NORDSTROM | OLD NAVY | The Container Store

Bargain
OLLIE'S OUTLET
ASHLEY
FURNITURE INDUSTRIES, INC.

SITE
PLAZA AT CHERRY HILL
ESPORTA
FITNESS
Raymour & Flanigan
FURNITURE
Guitar Center | ALDI
Sam Ash
Total Wine & More
PURE HOCKEY | savers
COMING SOON

HILLVIEW SHOPPING CENTER
TARGET | THE EDGE FITNESS CLUBS
KOHL'S | **PET SMART**
HOBBY LOBBY
IMAGE STUDIOS

AMC THEATRES



get in touch.

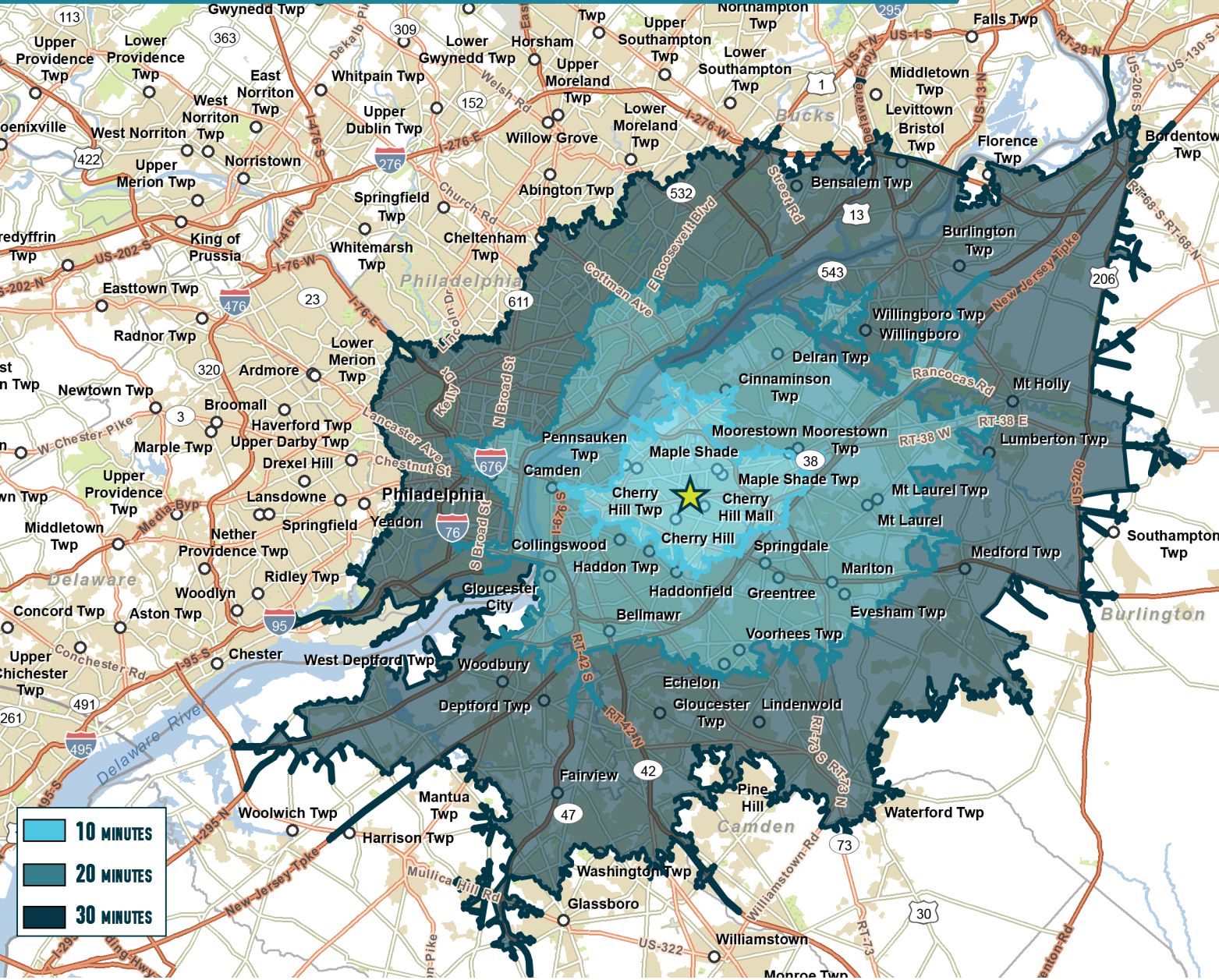
ROB COOPER

office 856.866.1900
direct 856.222.3054
rcooper@metrocommercial.com





SHANE HART

office 215.893.0300
direct 215.282.0152
shart@metrocommercial.com

43,830 TOTAL HOUSEHOLDS WITHIN A 10 MINUTE DRIVE TIME



10 MINUTES
 20 MINUTES
 30 MINUTES

	10 MINUTES	20 MINUTES	30 MINUTES
 TOTAL POPULATION	113,975	863,521	2,337,899
 TOTAL HOUSEHOLDS	43,830	336,858	906,523
 MED HH INCOME	\$77,263	\$67,720	\$58,827
 % HH > \$100k	38%	35%	29%

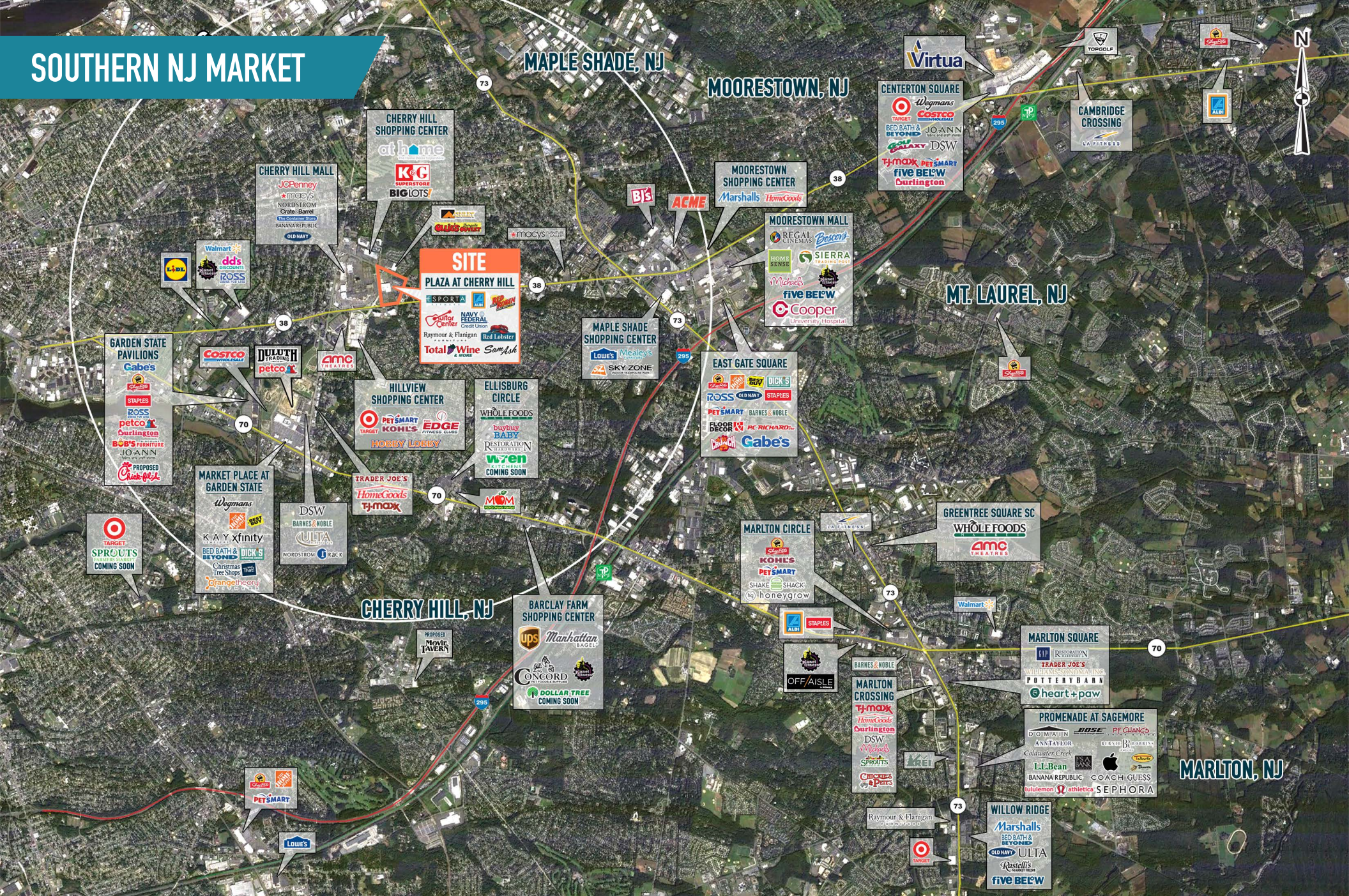
The information and images contained herein are from sources deemed reliable. However, Metro Commercial Real Estate, Inc. makes no representation whatsoever as to their accuracy or authenticity. Images shown may be modified for illustrative purposes. Images may be out-of-date and not current. 01.17.23

PLAZA AT CHERRY HILL
CHERRY HILL, NJ
 ROUTE 38 & CHERRY HILL MALL DRIVE



www.metrocommercial.com

SOUTHERN NJ MARKET



The information and images contained herein are from sources deemed reliable. However, Metro Commercial Real Estate, Inc. makes no representation whatsoever as to their accuracy or authenticity. Images shown may be modified for illustrative purposes. Images may be out-of-date and not current. 01.17.23

PLAZA AT CHERRY HILL
CHERRY HILL, NJ
 ROUTE 38 & CHERRY HILL MALL DRIVE



www.metrocommercial.com

DIRECTLY ADJACENT TO CHERRY HILL MALL

CHERRY HILL MALL

OWNER: PREIT
GLA: 1,306,000 SF
SALES: \$642 PSF

Crate & Barrel **★** macys JCPenney
NORDSTROM **OLD NAVY** The Container Store

CHERRY HILL SHOPPING CENTER

at home **K&G**
BIGLOTS! FASHION SUPERSTORE

OLLIE'S *Bargain's* COUTLET
ASHLEY

SITE

PLAZA AT CHERRY HILL

ESPORTA FITNESS

Raymour & Flanigan FURNITURE

Guitar Center **ALDI**
Sam Ashi

Total Wine & MORE

PURE HOCKEY **savers**
COMING SOON

GARDEN STATE PAVILION

BOB'S DISCOUNT FURNITURE
Staples **STAPLES**
ROSS petco
Burlington
Gabe's

DULUTH TRADING

TRADER JOE'S
TJ-maxx
HomeGoods

HILLVIEW SHOPPING CENTER

TARGET
THE EDGE FITNESS CLUBS
KOHLS
PET SMART
HOBBY LOBBY

TOWNE PLACE AT GARDEN STATE

NORDSTROM
ULTA rack DSW
The Cheesecake Factory BARNES & NOBLE
OLD NAVY ATHLETA

ELLISBURG CIRCLE

WHOLE FOODS
DOLLAR TREE
buybuy BABY five BELOW

MARKET PLACE AT GARDEN STATE

Wegmans **DICK'S**
THE HOME DEPOT **BEST BUY** BED BATH & BEYOND
Carmax Tree Shops

MOM
MOM's Organic Market

47,121 VPD

55,859 VPD

55,779 VPD

HADDONFIELD ROAD 29,772 VPD

CHAPEL AVENUE 9,000 VPD

CUTHBERT BLVD 21,535 VPD

51,477 VPD

KINGS HIGHWAY 26,072 VPD

MARLTON PIKE 54,387 VPD

The information and images contained herein are from sources deemed reliable. However, Metro Commercial Real Estate, Inc. makes no representation whatsoever as to their accuracy or authenticity. Images shown may be modified for illustrative purposes. Images may be out-of-date and not current. 01.17.23

PLAZA AT CHERRY HILL
CHERRY HILL, NJ
ROUTE 38 & CHERRY HILL MALL DRIVE



www.metrocommercial.com

OVER 55,000 VPD ON ROUTE 38



The information and images contained herein are from sources deemed reliable. However, Metro Commercial Real Estate, Inc. makes no representation whatsoever as to their accuracy or authenticity. Images shown may be modified for illustrative purposes. Images may be out-of-date and not current. 01.17.23

PLAZA AT CHERRY HILL
CHERRY HILL, NJ
ROUTE 38 & CHERRY HILL MALL DRIVE



www.metrocommercial.com



The information and images contained herein are from sources deemed reliable. However, Metro Commercial Real Estate, Inc. makes no representation whatsoever as to their accuracy or authenticity. Images shown may be modified for illustrative purposes. Images may be out-of-date and not current. 01.17.23

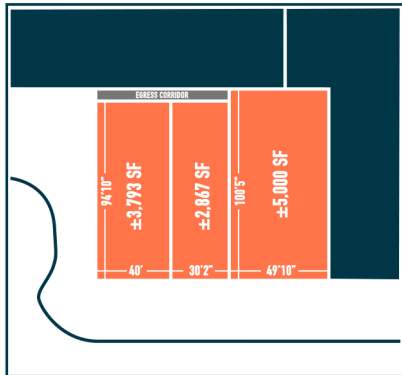
PLAZA AT CHERRY HILL
CHERRY HILL, NJ
 ROUTE 38 & CHERRY HILL MALL DRIVE



www.metrocommercial.com



DEMISING PLAN



The information and images contained herein are from sources deemed reliable. However, Metro Commercial Real Estate, Inc. makes no representation whatsoever as to their accuracy or authenticity. Images shown may be modified for illustrative purposes. Images may be out-of-date and not current. 01.17.23

PLAZA AT CHERRY HILL
CHERRY HILL, NJ
 ROUTE 38 & CHERRY HILL MALL DRIVE



www.metrocommercial.com